

Polarization Maintaining Cladding Power Stripper (PM CPS Series)

Rev 11

Description

The Polarization Maintaining cladding power stripper (PM CPS) is designed for efficiently stripping off residual cladding power, ASE and escaped core modes of double cladding fiber while preserving minimal degradation to signal power and beam quality.

Key Features

- High Power Handling
- Minimal Signal loss

Applications

- High Power Fiber Laser
- High Power Fiber Amplifier

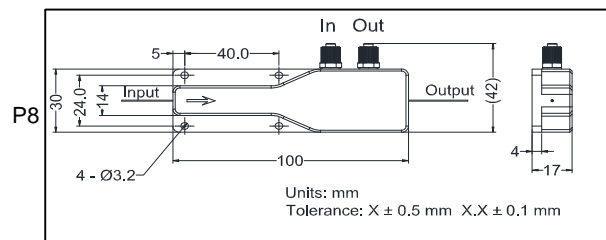
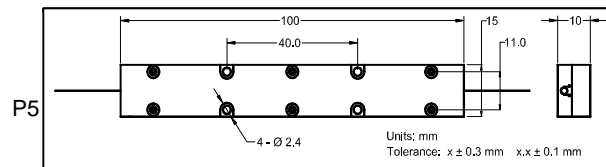
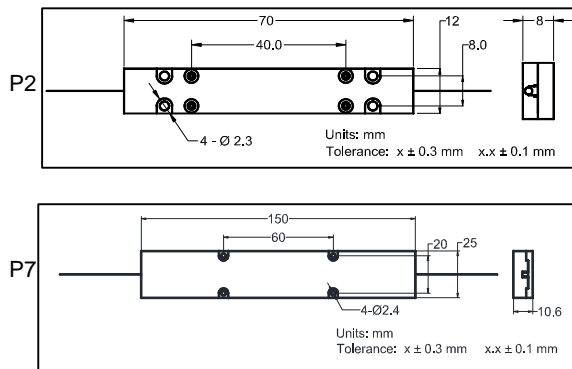
Specifications

Parameter	Unit	Value
Operating Wavelength Range ¹	nm	800 - 2000
Min. Stripping Efficiency ²	%	98
Max. Signal Insertion Loss	dB	0.3
Fiber Type for Input and Output	-	PM 10/125 DCF or PM 20/130 DCF or PM 30/250 DCF
Max. Stripped Power	W	20 50 200 800
Package Type	mm	P2 P5 P7 P8
Min. Extinction Ratio	dB	17
Operating Temperature	°C	- 5 to + 60
Storage Temperature	°C	- 40 to + 85

¹Represents the wavelength of the main light in the cladding which is requested to be stripped by the device.

²Fully filled condition.

Package Dimensions



Ordering Information

PM CPS-①①①-②②-③③-④④④-⑤-⑥

①①①: Operating Wavelength

915 - 915 nm

975 - 975 nm

SSS - Specify

②②: Signal Wavelength

06 - 1064 nm

55 - 1550 nm

SS - Specify

③③: Fiber Type

10 - PM10/125 DCF

20 - PM20/130 DCF

30 - PM30/250 DCF

SS - Specify

④④④: Stripped Power

020 - 20 W

050 - 50 W

200 - 200 W

800 - 800 W

⑤: Package Type

2 - P2(70(L) × 12(W) × 8(H))

5 - P5(100(L) × 15(W) × 10(H))

7 - P7(150(L) × 25(W) × 10.8(H))

8 - P8(100(L) × 30(W) × 17(H))(Water Cooling)

⑥: Fiber Length

Q - 0.75m

S - Specify

Tel: +86 756 389 8035

Website: www.fiber-resources.com

Email: sales@fiber-resources.com