

PPM1

SERVICE ACTIVATION PON POWER METER

- Versatile dual-layer tester purpose-built for service activation of PON, with added broadband capabilities.



KEY FEATURES AND BENEFITS

Unique PON-aware™ capability: helps to select the appropriate PON technology under test

Supports 1G/10G PON networks: G/EPON and XGS-PON/10G-EPON

No training required: color touchscreen with a highly intuitive GUI

Robust and rugged: IP54 design for dust and water protection

3-year warranty and calibration interval

Visual fault locator (PRO model)

Broadband power meter mode (PRO model)

APPLICATIONS

Multilayer FTTx PON downstream service activation

GPON, EPON, XGS-PON, 10G-EPON, RF video and RFoG service activation

Network troubleshooting

Insertion loss measurement

Fiber tracing

RELATED PRODUCTS AND ACCESSORIES



Fiber inspection scope
FIP-500



FTTH residential services tester
EX10



FTTH and business services tester
EX1



PON power meter
PPM-350D



Cleaning kits

NEXT-GENERATION PON SERVICE ACTIVATION

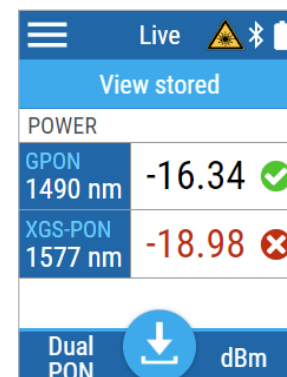
Next-generation passive optical networks (PONs) will, in most cases, leverage existing outdoor plant infrastructure already in use for PON customers. Adding new services on existing networks translates into overlaying multiple wavelengths on the same physical fiber plant.

A SINGLE POWER METER FOR 1G AND 10G NETWORKS

EXFO's PPM1 is compatible with multiple services including GPON, EPON, XGS-PON and 10G-EPON technologies. Its PON-layer wavelength-selective design allows it to measure up to two downstream signals simultaneously, assessing power level for rapid and reliable service activation.

PON-AWARE TECHNOLOGY

By leveraging customizable or preset PON layer configurations, the PPM1 notifies the user and recommends the available PON layer for the network under test for proper pass/fail assessment, enabling error-free testing.



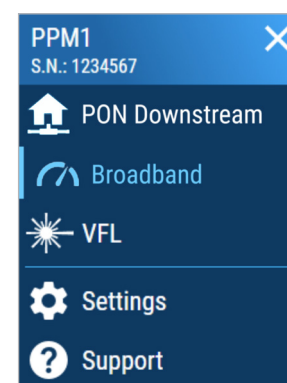
PRO MODEL: ALL-IN-ONE VERSATILE POWER METER

Mode for broadband

On top of the PON mode, the PPM1 PRO features a Broadband Power Meter mode calibrated at five wavelengths with the following capabilities when used in combination with an EXFO light source: auto-wavelength detection and switching, modulated tone detection, power and loss measurement.

Visual fault locator (VFL)

The PRO model includes a VFL that emits light in three different modes (continuous, slow blink and fast blink) to trace fibers and identify breaks and macrobends.



LOW COST OF OWNERSHIP

Designed for extended use in the field, the PPM1 delivers best-in-class optical performances—day in, day out. Backed by EXFO's track record of device robustness and its IP54 design for water and dust protection, this tester is an extremely reliable and long-lasting investment.



Long-lasting LiPo rechargeable and field-replaceable battery



3 YEARS WARRANTY

Designed for field use



EXFO's proven robustness





3-year calibration

Cut costs related to factory returns and downtime



IP54 design

Water and dust protection

PPM1

Simultaneous measurement of up to two downstream signals

PON technologies supported: GPON, EPON, XG(S)-PON, RF video overlay, RFoG, downstream measurement

Pass/fail status

3 calibrated wavelengths



PPM1-PRO

In addition to PPM1 capabilities, the PRO model features:

Auto-wavelength recognition and switching

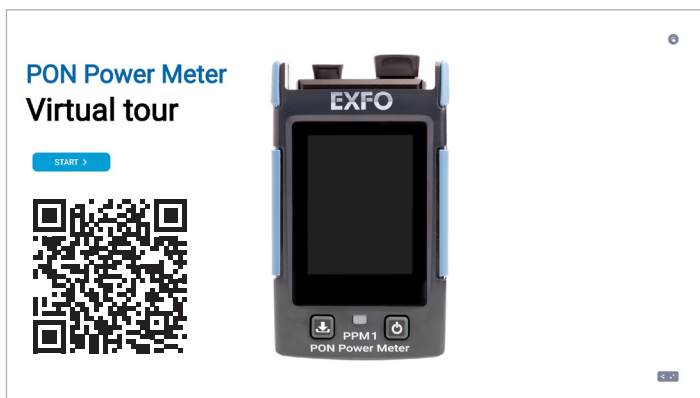
Tone detection

Broadband power meter

VFL (3 modes: continuous, slow blink, fast blink)

5 calibrated wavelengths

EXPERIENCE THE INTUITIVE INTERFACE ON YOUR OWN



SPECIFICATIONS

FTTX (PON MODE)		
	PPM1-D	PPM1-PRO-D
Spectral passband (nm)	1490 ±10, 1550 ±10, 1577 ±10	
Calibrated wavelengths (nm)	1490, 1550, 1577	1310, 1490, 1550, 1577, 1625
Power measurement range (dB)	15 to -45	
Power uncertainty ^a (dB)	0.5	
ORL ^a (dB)	55	
Visual fault locator	No	Yes (3 modes—continuous, 1 Hz, 4 Hz)

BROADBAND POWER METER SPECIFICATIONS (PPM1-PRO-D ONLY)	
	PPM1-PRO-D
Wavelength measurement range (nm)	1260 to 1469, 1481 to 1499, 1511 to 1625
Calibrated wavelengths (nm)	1310, 1490, 1550, 1577, 1625
Power measurement range (dB)	15 to -45
Power uncertainty ^{a,b} (dB)	0.5
Auto-wavelength recognition and switching ^c	Yes
Tone detection ^d	270 Hz, 330 Hz, 1 kHz, 2 kHz

GENERAL SPECIFICATIONS	
Dimension	133 mm x 78 mm x 30 mm (5 ¼ in x 3 in x 1 ⅛ in)
Display size	71 mm (2.8 in)
Weight (with battery)	225 g (0.5 lb)
Display type	Color display with capacitive touchscreen
Interface languages	Chinese (Simplified and Traditional), English, French, German, Spanish
Battery charging	< 2h when unit is off USB Type C charging port connector AC/DC charger/adaptor input: 100 - 240 V; 50/60 Hz; 1.0 A max, output: 5 V; 2 A
Battery autonomy	10 h (continuous use at brightness 50%, BLE: ON, AUTO: OFF)
Interfaces	Bluetooth 5.0 with BLE USB Type C
Storage capacity	1000 test results for local reading
Warranty ^e	3 years
Calibration interval	3 years
Temperature	Storage -40 °C to 70 °C (-40 °F to 158 °F) Operating -10 °C to 50 °C (14 °F to 122 °F)

VISUAL FAULT LOCATOR (VFL) (PPM1-PRO ONLY)

Laser, 650 nm ± 10 nm
CW/Modulate 1 Hz/Modulate 4 Hz
Typical P _{out} in 62.5/125 µm: > -1.5 dBm (0.7 mW)
Laser safety: Class 2

LASER SAFETY



- a. Typical, at 23 °C ±3 °C.
 b. At calibrated wavelengths.
 c. With EXFO light sources.
 d. For the range -35 dBm to 10 dBm.
 e. Excluding connector wear.



ACCESSORIES

Carrying pouches

GP-2267 Soft pouch carrying case

Wrist strap

GP-3157 Wrist strap

Power adapters

GP-2227 USB AC adapter (includes interchangeable plugs for North America, Europe, UK and Australia)

GP-2269 USB-A to USB-C cable (for charging purposes only—no data transfer)

Battery

GP-2295 Rechargeable battery

Connector adapter

GP-1008 VFL adapter for 1.25 mm ferrule

ORDERING INFORMATION

PPM1-XX-XX

Configurations

D= Dual PON layer

PRO-D = Pro configuration with dual PON layer

Connectors

88 = SC/APC connector

Example: PPM1-PRO-D-88

EXFO headquarters T +1 418 683-0211 **Toll-free** +1 800 663-3936 (USA and Canada)

EXFO serves over 2000 customers in more than 100 countries. To find your local office contact details, please go to www.EXFO.com/contact.

For the most recent patent marking information, please visit www.EXFO.com/patent. EXFO is certified ISO 9001 and attests to the quality of these products. EXFO has made every effort to ensure that the information contained in this specification sheet is accurate. However, we accept no responsibility for any errors or omissions, and we reserve the right to modify design, characteristics and products at any time without obligation. Units of measurement in this document conform to SI standards and practices. In addition, all of EXFO's manufactured products are compliant with the European Union's WEEE directive. For more information, please visit www.EXFO.com/recycle. **Contact EXFO for prices and availability or to obtain the phone number of your local EXFO distributor.**

For the most recent version of this spec sheet, please go to www.EXFO.com/specs.

In case of discrepancy, the web version takes precedence over any printed literature.

