


17W CW Lensed Laser Diode Array

Part Number: LAR26C017

Cs PACKAGE

- Packaged Laser Diode Array
- Available With Any Silver Bullet™ Configuration
- Silver Bullet™ Can Be Mounted P-Side Up Or P-Side Down
- Available Wavelengths 790-1550nm



OPTICAL CHARACTERISTICS

PARAMETER	CONDITIONS	MIN	TYP	MAX	UNITS
CW Power Output	32A at 25°C Heat Sink	17	---	---	W
Operating Current	17W at 25°C Heat Sink	---	28	32	A
Threshold Current	25°C Heat Sink	---	7.5	9.0	A
Center Wavelength	17W at 25°C Heat Sink	---	808	---	nm
Wavelength Tolerance	17W at 25°C Heat Sink	---	± 3	---	nm
Spectral Width FWHM	17W at 25°C Heat Sink	---	1.9	2.5	nm
Wavelength Shift	---	---	0.25	---	nm/°C
Beam Divergence FWHM	---	---	1x10	---	° x °

ELECTRICAL CHARACTERISTICS

PARAMETER	CONDITIONS	MIN	TYP	MAX	UNITS
Series Resistance	25°C Heat Sink	---	0.005	0.012	ohms
Operating Voltage	25°C Heat Sink, 17W	---	1.8	2.1	V

ABSOLUTE MAXIMUM RATINGS

PARAMETER	CONDITIONS
Forward Current	35A
Reverse Current	25μA
Reverse Voltage	3V
Operating Temperature Range ⁽²⁾	-20°C to 50°C
Storage Temperature Range	-40°C to 85°C

NOTES

- (1) These specifications apply for operations at 808nm. Other wavelengths available upon request.
- (2) A dry nitrogen environment should be provided by the user when storing and operating at temperature below ambient dew point.

NORTHROP GRUMMAN

Space Technology

Cutting Edge Optronics

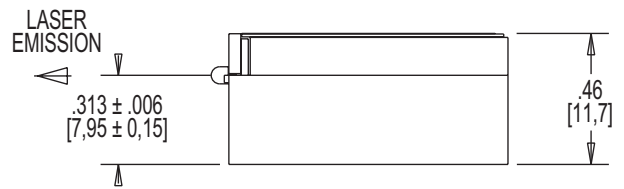
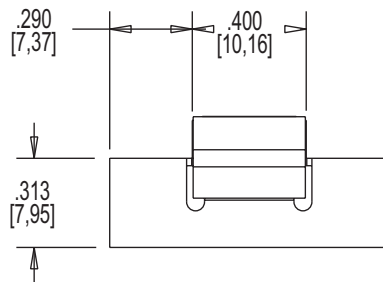
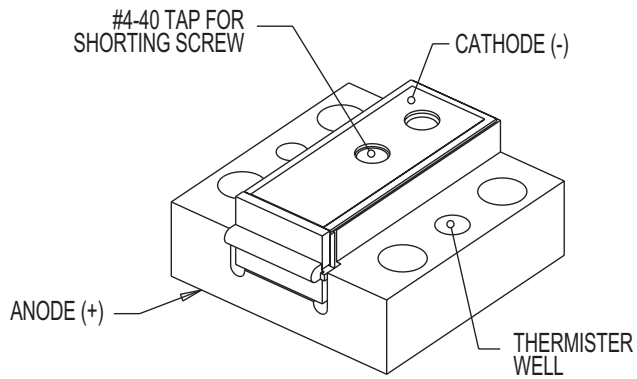
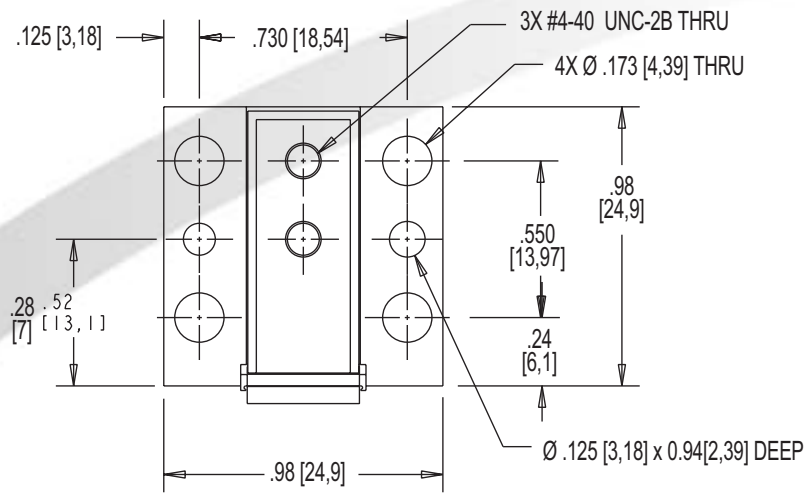


光技術をサポートする
株式会社オプトサイエンス

<http://www.optoscience.com>

東京本社 〒160-0014 東京都新宿区内藤町1番地 内藤町ビルディング
TEL:03(3356)1064 FAX:03(3356)3466 E-mail:info@optoscience.com
大阪支店 〒532-0011 大阪市淀川区西中島7-7-2 新大阪ビル西館
TEL:06(6305)2064 FAX:06(6305)1030 E-mail:osk@optoscience.com
名古屋営業所 〒450-0002 名古屋市中村区名駅2-37-21 東海ソフトビル
TEL:052(569)6064 FAX:052(569)8064 E-mail:ngo@optoscience.com

MECHANICAL CHARACTERISTICS



Copyright © 2003 Northrop Grumman Cutting Edge Optronics All Rights Reserved. Northrop Grumman Cutting Edge Optronics reserves the right to change product design and specifications at any time without notice.

No license is granted by implication or otherwise under any patents or patent rights of Northrop Grumman Cutting Edge Optronics or others.

No responsibility is assumed for the use of these products, nor for any infringement on the rights of others resulting from the use of these products.

Information contained herein is believed to be reliable and accurate.

This Product is covered by one or more of the following Patents: 5,898,211 5,985,684 5,913,108 6,310,900 Other US and Foreign Patents Pending.

Laser diode product components are intended for use in a user-devised end system. However, these products are capable of emitting Class IV radiation. Extreme care must be exercised during their operation. Only persons familiar with the appropriate safety precautions should operate a laser product. Directly viewing the laser beam or exposure to specular reflections must be avoided. Serious injury may result if any part of the body is exposed to the beam. The eye is extremely sensitive to the infrared radiation and therefore, proper eyewear must be worn at all times. Use of optical instruments with these products may increase eye hazard. Always wear proper eye protection when operating.

DANGER

INVISIBLE LASER RADIATION
AVOID EYE OR SKIN EXPOSURE TO DIRECT OR SCATTERED RADIATION

* Diode laser
5W & up, 790-1560nm
CLASS IV

WARNING

ELECTROSTATIC DISCHARGE SENSITIVE DEVICE
REQUIRING SPECIAL HANDLING

Rev B 02/04

NORTHROP GRUMMAN
Space Technology

Cutting Edge Optronics

20 Point West Blvd. St. Charles, MD 63301 636.916.4900 p 636.916.4994 f

www.st.northropgrumman.com/ceolaser st-ceolaser-info@ngc.com

