



A Donaldson Company

A WORLD LEADER IN FUME EXTRACTION TECHNOLOGY

FireBOX MA

LASER, MECHANICAL ENGINEERING

Last Updated on 20.09.2018



For added safety and protection from metal fires.

Self-extinguishing inline pre-filter

In the rare event that a burning ember is drawn into the fume extraction unit, there is the possibility that debris in the filters could ignite. Although any resultant fire would typically be retained within the fume extraction unit, this would cause significant damage and in extreme circumstances the risk may extend beyond the extraction unit. For processes where such risks have been identified, additional protection in the form of an in line FireBOX is an additional precaution.

The built in temperature controller can be set so when a 10°C (18°F) temperature rise over the pre-set ambient temperature is detected, the FireBOX MA will activate the isolating valves and switch off the power to the extraction unit, suppressing the airflow to the FireBOX and reducing the fire. If this does not completely suppress the fire and the temperature rises another 10°C (18°F) then the fire extinguisher will be activated.

Independent tests by Ordnance Testing Solutions Ltd found the FireBOX MA is effective at containing and suppressing aluminium metal fires. It hosts all the same features and benefits as the FireBOX GA but has been designed specifically for metal-based applications. If you are not working with metal, please refer to the [FireBOX GA datasheet](#) or contact us to ensure you chose the right system.

Shipping Instructions – Dangerous Goods Classification

The Firebox product category (MA & GA) contains components that means it has been classified as **Dangerous goods** under the **Dangerous Goods Regulations**.

The classification of the product falls under **UN1044 - FIRE EXTINGUISHERS, CLASS 2.2** and will need addressing for transport via both Air and Sea. On the occasion that the product is to be moved via road freight then it is exempt from ADR Regulations for transport (Under Special Provision 594) and no further action is required.

For more information, please contact BOFA or your freight forwarder.

[Watch our fire suppression video](#)

Technology



DeepPleat DUO pre filter



Reverse flow air technology



Multi voltage sensing (MVS) unit



Patented Technology



ProTECT service plan



SureCHECK quality standard

Contact BOFA at <https://bofainternational.com/en/contact/>

<https://bofainternational.com/en/portal/datasheets/firebox-ma/>

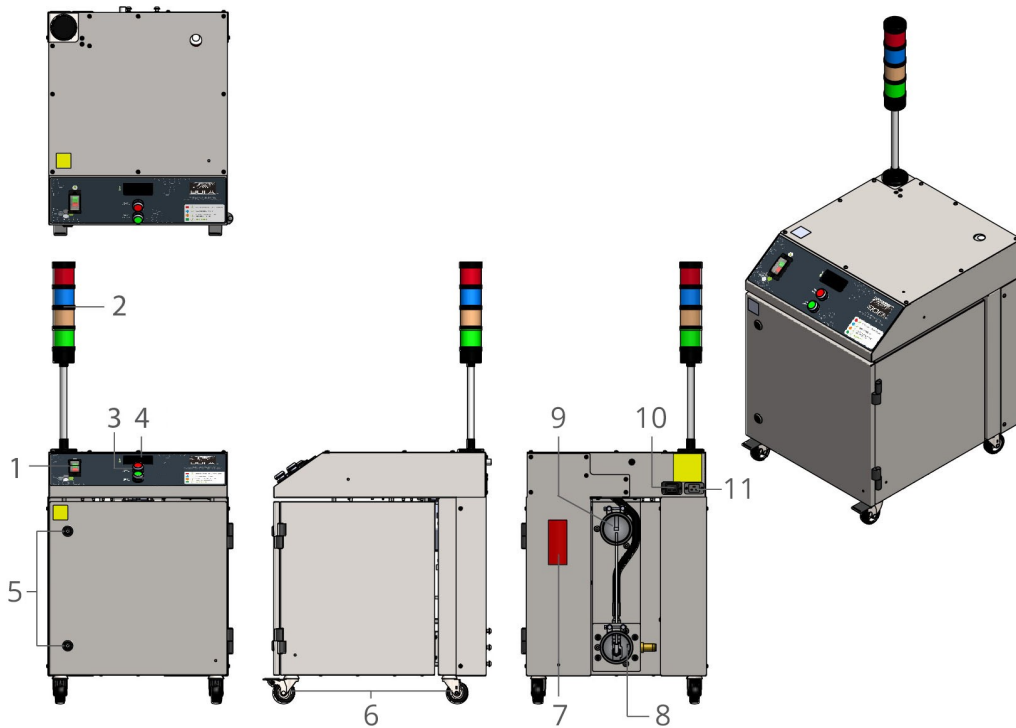


Typical applications

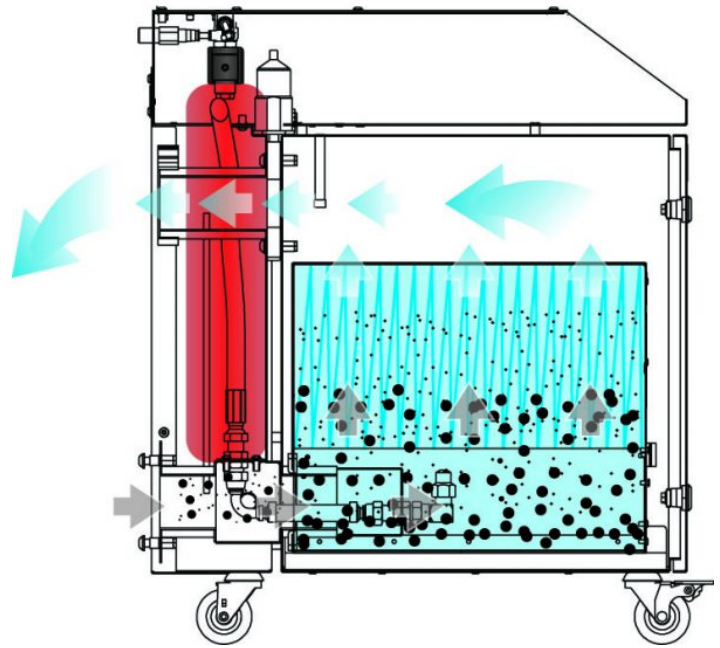
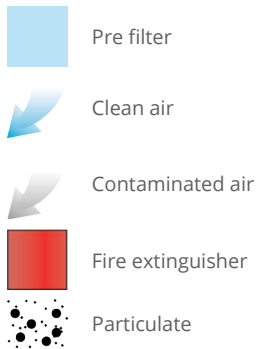
- Aluminium disc cutting
- Laser cleaning
- Laser micro-machining
- Welding
- Grinding
- Laser engineering net shaping
- Laser welding
- Laser coding and marking
- Laser engraving and cutting
- Laser kiss cutting

Technical specification

- 1. On / Off switch
- 2. Warning beacon
- 3. Value test buttons
- 4. Temperature display
- 5. Door latches
- 6. Castors
- 7. Fire extinguisher
- 8. Air inlet
- 9. Air outlet
- 10. Power out
- 11. Power inlet



Airflow drawing



Technical data

	EU	US
Dimensions (HxWxD)	1192 x 501 x 575mm (including beacon)	46.92 x 19.72 x 22.64" (including beacon)
Cabinet construction	Brushed stainless steel	Brushed stainless steel
Airflow	Up to 500m ³ /hr	Up to 294cfm
Electrical data	115-230v 1ph 50/60Hz	115-230v 50/60Hz
	Max load current: 13 amps	Max load current: 13 amps
Weight	56kg	123lbs
Approvals	CE	CE

DeepPleat DUO pre filter specifications

Surface media area	12m ² approx (129.12 ft ²)
Filter media	Glass fibre
Filter media construction	Maxi pleat with webbing spacer
Filter housing	Zintec mild steel
Filter efficiency	95% @ 0.9 microns

Unit part number

Model	Voltage	Part no.	Hose kit
FireBOX MA stainless steel	115-230V	1060148-1558	Metal hose only. Please contact BOFA for more information.

Replacement filter

Model	DeepPleat DUO pre filter
FireBOX MA	A1030426

BOFA International Ltd shall not be liable due to misuse of the equipment, use of materials not specified within the applications listed. For further information of acceptable materials, contact BOFA International.
Goods provided under warranty: the warranty does not provide cover for normal wear and tear and in addition such warranties shall be null and void if the Goods are modified, improperly installed or used, damaged wilfully, by accident or by neglect or by failure to follow the specified maintenance schedule provided in the user manual or in the event of any parts being improperly installed or replaced (other than by an authorised representative of BOFA). Please refer to [BOFA International terms and conditions](#) for further information.

Datasheet correct at time of publishing.

Where applicable, the carbon used in BOFA units is capable of removing a wide range of VOC's, however it is the responsibility of the user to ensure the carbon is suitable for their application. For specific applications, please contact us for details.

Think before you print! Please consider the environment before printing this document.



光技術をサポートする
株式会社オプトサイエンス

<https://www.optoscience.com>

東京本社 〒160-0014 東京都新宿区内藤町1番地 内藤町ビルディング TEL:03-3356-1064
大阪営業所 〒532-0011 大阪市淀川区西中島7-7-2 新大阪ビル西館 TEL:06-6305-2064
名古屋営業所 〒450-0002 名古屋市中村区名駅2-37-21 東海ソフトビル TEL:052-569-6064

E-mail : info@optoscience.com