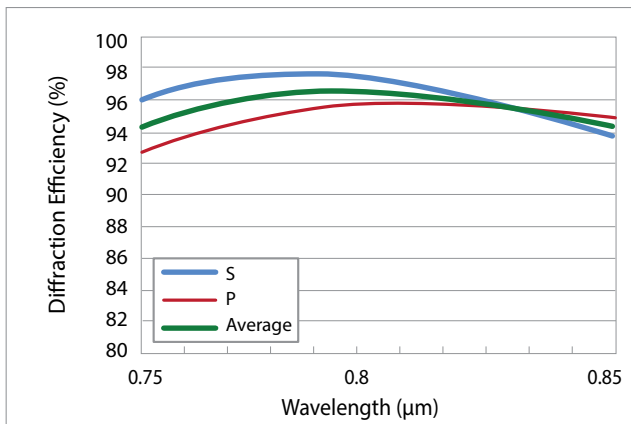


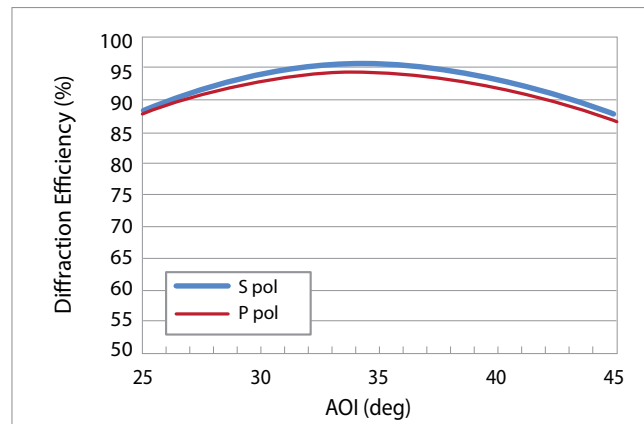
## High Efficiency Transmission Grating T-1400-800 Series

T-1400-800 series lithographically patterned diffraction transmission grating is designed to be used in demanding industrial applications. It is characterized by high efficiency, low polarization sensitivity and high power handling. Gratings produced by LightSmyth undergo extensive quality assurance, have proven reliability track record and competitively priced.

The polarization independent transmission grating has 1400 lines/mm and designed to operate near 800 nm central wavelength at 34° angle of incidence (AOI). Extended wavelength range performance and angular sensitivity information is provided below.

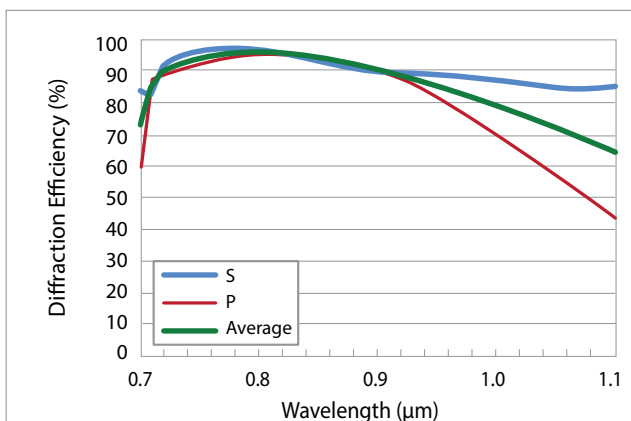


Typical absolute diffraction efficiency at AOI 34° \*

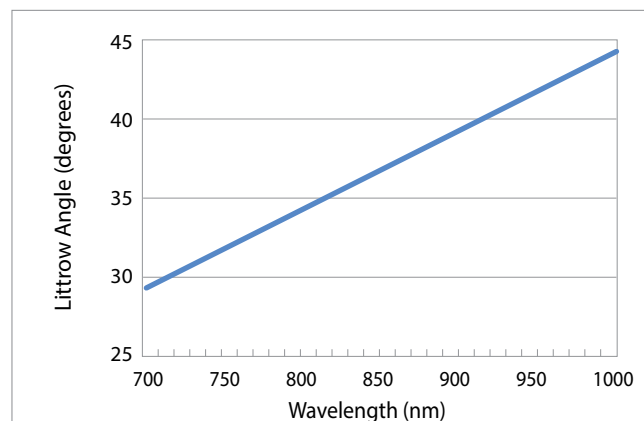


Diffraction efficiency at 800 nm as a function of AOI \*

Extended operational range: The grating may operate over broader wavelength range provided that suitable anti-reflective coating and angle of incidence is used. The plot below shows simulated performance\* over extended range assuming fixed input angle (designed Littrow angle of 34°), not accounting for AR coating losses. Optimal input angle for each wavelength is shown on the right.



Typical absolute diffraction efficiency at AOI 34° \*



Optimal input angle for each wavelength (Littrow condition)

\* simulated performance shown (for guidance only)

# High Efficiency Transmission Grating

## T-1400-800 Series

Optical		
Description	Value	Units
Line Density	1398.60	Lines/mm
Line Density Uniformity	0.001	Lines/mm
Angle of Incidence (AOI) <sup>1</sup>	34 ± 1	°
Wavelength Range	800±20	nm
Optimal polarization <sup>2</sup>	Any	
Diffraction Efficiency <sup>3</sup>	94 (average polarization)	%

Notes: <sup>1</sup> Optical grating performance will remain similar over larger variation in angle of incidence. See plot below.

<sup>2</sup> S-polarization: electric field vector is parallel to the grating lines;

<sup>3</sup> Worst case in the operational wavelength range for average polarization.

Mechanical	
Dimension tolerances	±0.2 for grating size and width
Substrate Thickness	0.95 ± 0.050 mm
Material	Fused silica, dielectric layers, no polymers
Scratch/Dig <sup>4</sup>	60/40 standard, 40/20 and 20/10 custom

Note: <sup>4</sup> As per MIL-PRF-1380B in the clear aperture; no requirements outside of the clear aperture.

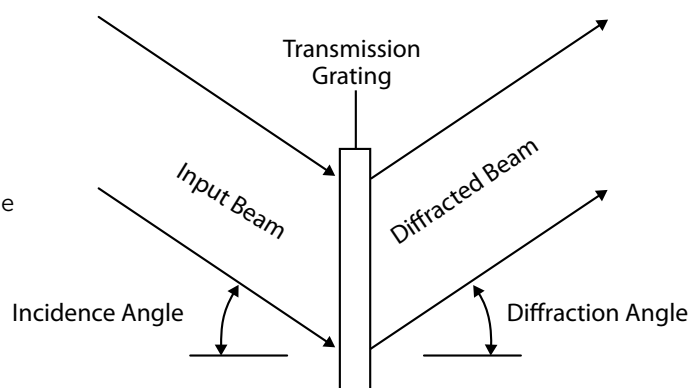
Substrate dimension options				
Part Number	Substrate width, mm <sup>5</sup>	Substrate height, mm <sup>5</sup>	Clear aperture width, mm <sup>6</sup>	Clear aperture height, mm <sup>6</sup>
T-1400-800-2415-94	24.0	14.9	23.0	13.9
T-1400-800-13015-94	130.0	14.9	125.0	13.9
Custom dimensions	Any rectangle fitting within 135 mm diameter circle (e.g. 130 x 20 mm)			

Notes: <sup>5</sup> Width is perpendicular to grating grooves, height is along the grating grooves.

<sup>6</sup> Clear aperture is centered on the substrate.

### Typical Optical Layout

The transmission grating is designed to operate in Littrow configuration, where the angle of incidence and diffraction are the same for the central operational wavelength. Light is dispersed in the plane perpendicular to the grooves.



光技術をサポートする

株式会社オプトサイエンス

<https://www.optoscience.com>

東京本社 〒160-0014 東京都新宿区内藤町1番地 内藤町ビルディング TEL:03-3356-1064

大阪営業所 〒532-0011 大阪市淀川区西中島7-7-2 新大阪ビル西館 TEL:06-6305-2064

名古屋営業所 〒450-0002 名古屋市中村区名駅2-37-21 東海ソフトビル TEL:052-569-6064

E-mail : [info@optoscience.com](mailto:info@optoscience.com)

**LightSmyth**  
Technologies a Finisar Company

LightSmyth Technologies • [www.LightSmyth.com](http://www.LightSmyth.com) • Tel + 1-541-431-0026

© 2017 LightSmyth Technologies. All rights reserved. LightSmyth is a pending trademark of Finisar Corporation. Features and specifications are subject to change without notice. 01/17