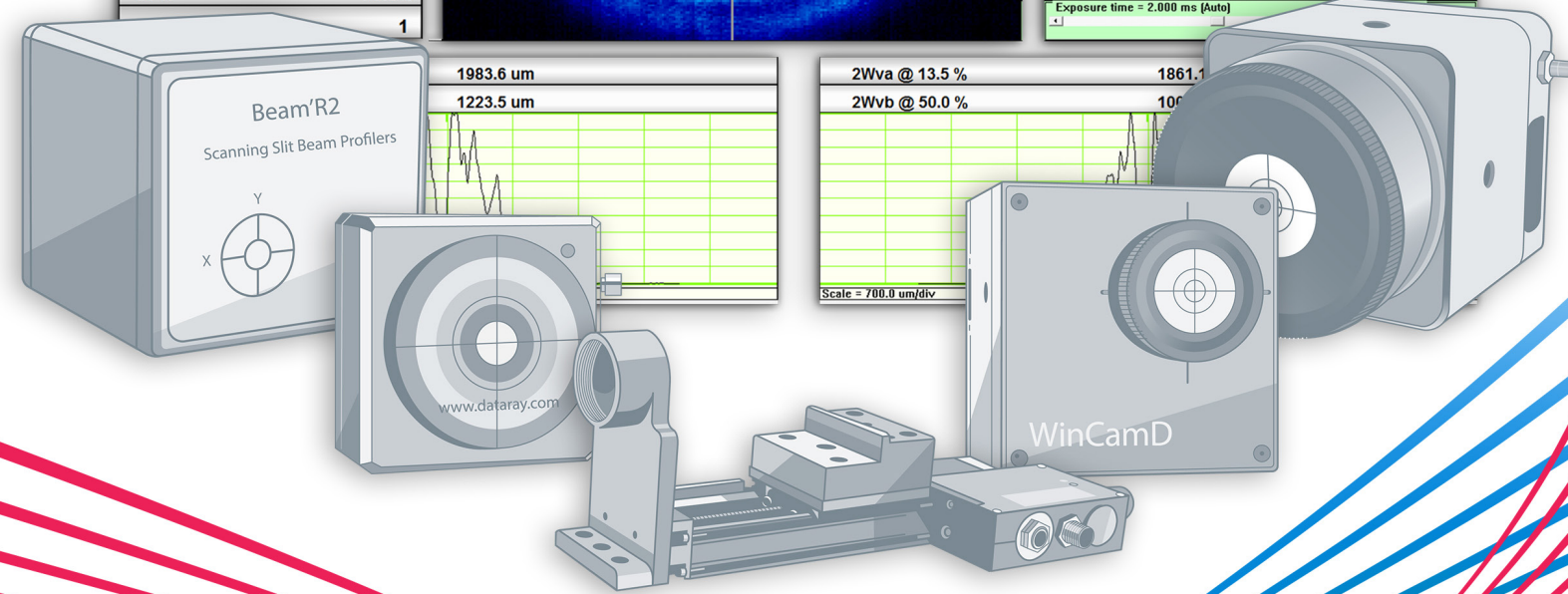
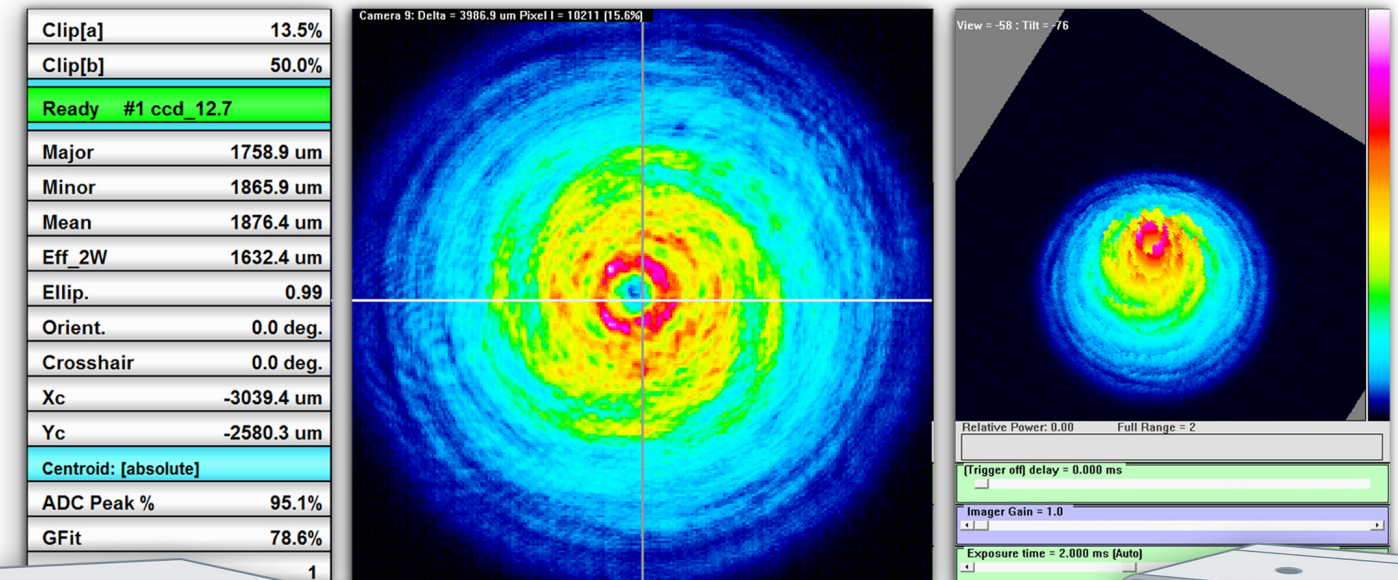


SCANNING SLIT



BEAM PROFILING SELECTION GUIDE

	Beam'R2	BeamMap2
Key Features	Integrated X and Y profiles	Real-time XYZ $\theta\Phi$ measurement and focus finding Real-time pointing, divergence, and M ² measurements
Interface	USB 2.0 Port-powered	
CW or Pulsed?	CW, Pulsed Minimum PRR (Si detector) \approx [500/(Beam diameter in μm)] kHz	
Wavelengths	Si: InGaAs: Si + InGaAs: Si + InGaAs, extended:	190 - 1150 nm 650 - 1800 nm 190 - 1800 nm 190 - 2500 nm
X-Y-Z Profiles, plus Θ - Φ	N/A	Yes, unique patented capability
Best Resolution	0.1 μm	
Smallest Beam	2 μm (Knife Edge mode)	
Largest Beam	See limits below this table	
Update Rate	5 Hz real-time (adjustable 2-10 Hz)	
M ² Measurement	Yes - with M2DU-BR accessory	Yes - real-time
Locate Focus	Yes - with M2DU-BR accessory	Yes - real-time
Pointing/Divergence	Yes - with M2DU-BR accessory	Yes - real-time
Switched Gain (Opt. dB)	32 dB	



Maximum Beam Size. Dimensions in mm.

- 4 Si Detector
- 3 InGaAs
- 2 Extended InGaAs

Selection Guide Rev.011519




株式会社オプトサイエンス

<https://www.optoscience.com>

光技術をサポートする

東京本社 〒160-0014 東京都新宿区内藤町1番地 内藤町ビルディング TEL:03-3356-1064
 大阪営業所 〒532-0011 大阪市淀川区西中島7-7-2 新大阪ビル西館 TEL:06-6305-2064
 名古屋営業所 〒450-0002 名古屋市中村区名駅2-37-21 東海ソフトビル TEL:052-569-6064
 E-mail: info@optoscience.com

CAMERAS



	WinCamD-LCM	TaperCamD-LCM	BladeCam-HR WinCamD-UHR	BladeCam-XHR WinCamD-XHR	WinCamD-IR-BB
Imaged areas shown actual size.					
Image area (mm)	11.3 x 11.3	25 x 25	6.6 x 5.3	6.5 x 4.9	10.88 x 8.16
Sensor	1" CMOS		1/2" CMOS		Vanadium oxide (VOx) microbolometer
Resolution	2048 x 2048		1280 x 1024	2048 x 1536	640 x 480
Pixel count	4.2 MPixel		1.3 MPixel	3.1 MPixel	307 KPixel
Pixel dimensions (µm)	5.5 x 5.5	12.5 x 12.5	5.2 x 5.2	3.2 x 3.2	17 x 17
Wavelength range	355 - 1150 nm standard, see next page for others				Broadband MWIR/ FIR: 2 - 16 µm
Interface	USB 3.0 Port-powered		USB 2.0 Port-powered		USB 3.0 Port-powered
CW or Pulsed ?	CW, Pulsed, Auto Trigger		CW		CW, Pulsed > 1 kHz
Shutter type	Global		Rolling		
Single pulse capture PRR	12.6 kHz		N/A		N/A
Min. beam (10 pixels) (µm)	~55		~52	~32	~170
Max. frame rate (Hz)	60+		20+		30 (7.5 for export)
Signal to RMS Noise	2,500:1		1,000:1		≥1000:1
Electronic Shutter Dynamic Range (dB)	44		N/A		
ADC	12-bit		10-bit		14-bit
Form factor	LCM	TaperCam	BladeCam or WinCamD		IR-BB

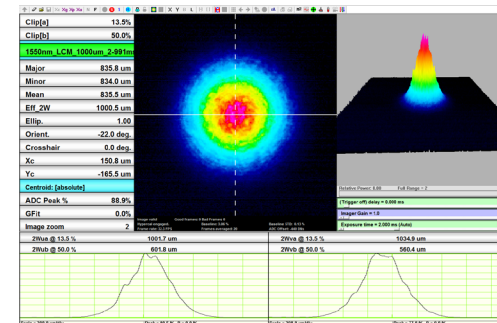
Ultraviolet and Telecom/NIR

Ultraviolet

- UV converters
- Compatible with all standard cameras
- Image Areas to 47 mm
- Converts wavelengths as short as x-ray to visible
- UV sensor/filter option
- Versatile beam profiling for 190-1150 nm



UV Converter



Telecom/NIR

- Phosphor coating (converts IR to visible)
- Economical beam profiling for 1480-1610 nm
- Longpass filter option
- High resolution beam profiling for 1150-1350 nm

Attenuation Options

Polarization Preserving Beam Sampler (PPBS)

- Dual wedged beam sampler
- UV-FS, ZnSe, CaF₂, BaF₂ options for broad spectral coverage
- High power handling with optional Beam Trap (BT-50) for beams up to 50 W



PPBS

Compact Beam Sampler (CBS)


- High reflectance mirror with high power handling
- Short optical path length (< 30 mm)
- Great for focused beams



Custom Systems

Large Beam Profiling Systems (LBPS)

- Objective planes up to 300 mm
- Reflective system with speckle reduction
- Transmissive system for non-coherent sources



LBPS

LensPlate2


- Custom lens pairs designed for:
 - Magnifying very small focal spots
 - Re-imaging inaccessible beam waists
- Factory calibrated



LensPlate2

Translation Stages

- 50 and 200 mm translation stages
- Fully automated in DataRay software
- ISO11146 compliant M² and divergence measurements
- Direct measurement of line lasers up to 200 mm in length with LLPS



M2DU-50-WCD



LLPS-200-LCM