


MEMS 1X2 SWITCH

DiCon's MEMS 1x2 is based on a micro-electromechanical system (MEMS) chip. The MEMS chip consists of an electrically moveable mirror on a silicon support. A voltage applied to the MEMS chip causes the mirror to rotate, which changes the coupling of light between a common fiber and two input/output fibers. The MEMS 1x2 Switch is a non-latching device, which can act as a shutter when electrical power is removed.



FEATURES

- Small optical switch package
- Based on DiCon's proven MEMS platform
- TTL parallel or SMBus/I²C serial control interface
- Qualified to Telecordia GR-1221
- Transparent and Opaque versions available

APPLICATIONS

- Optical Communications
- Fiber Optic Sensing
- Bio-medical Instrumentation
- Video Distribution

DiCon
FIBEROPTICS

Specifications subject to change. Copyright © 2010 DiCon Fiberoptics, Inc. All rights reserved.



光技術をサポートする
株式会社オプトサイエンス
<http://www.optoscience.com>

東京本社 〒160-0014 東京都新宿区内藤町1番地 内藤町ビルディング
TEL:03(3356)1064 FAX:03(3356)3466 E-mail:info@optoscience.com
大阪支店 〒532-0011 大阪市淀川区西中島7-7-2 新大阪ビル西館
TEL:06(6305)2064 FAX:06(6305)1030 E-mail:osk@optoscience.com
名古屋営業所 〒450-0002 名古屋市中村区名駅2-37-21 東海ソフトビル
TEL:052(569)6064 FAX:052(569)8064 E-mail:ngo@optoscience.com

MEMS 1X2 SWITCH

OPTICAL SPECIFICATIONS^{1,2}

PARAMETER	RATING
Insertion Loss ^{3,4}	0.7 dB max.
Crosstalk	-50 dB max.
Back Reflection	-50 dB max.
Switching Time	15 ms max.
TDL	0.30 dB max.
WDL ⁵	0.20 dB max.
PDL	0.10 dB max.
Repeatability ⁶	0.02 dB max.
Durability	10 ⁹ cycles min.
Optical Power	500 mW max.
Operating Temp	-5 to 70°C
Storage Temp	-40 to 85°C
Fiber Type	9/125 μm single mode

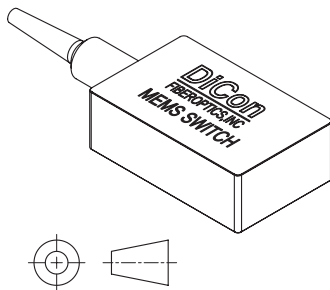
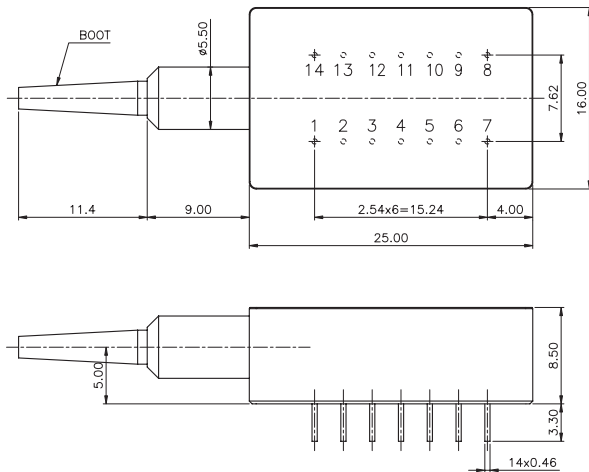
- Specifications are without connectors.
- Specifications are guaranteed in defined switch states only.
- IL is measured at CWL, 23°C.
- Loose tube option adds 0.1 dB.
- WDL is measured in a +/- 20nm range at 23°C.
- Repeatability is defined after 100 cycles.

MECHANICAL DIMENSIONS

(Units: mm)

Top View

Bare Fiber



ORDERING INFORMATION

MS1 - 1x2 - □ - □ - □ - □ - □

Product Code

MS1 MEMS Switch

Switch Configuration

1x2 1x2 Switch

Control Interface

TTL TTL
I2C I²C

Wavelength Range

13 1290 - 1330 nm
15 1530 - 1570 nm
16 1570 - 1610 nm
13/15 1290 - 1330 & 1530 - 1570 nm
15/16 1530 - 1570 & 1570 - 1610 nm

Fiber and Jacket Type

9/BF Corning SMF-28, bare fiber
9/LT Corning SMA-28, 900 μm loose tube
Or other equivalent 9 μm Singlemode fiber

Connector Type

FC/SPC FC/SPC
FC/APC FC/APC
N NONE
Also Available: SC, SC/UPC, SC/APC, ST, ST/UPC, LC

Pigtail Length

1 1 Meter
X Specify X Meters
Tolerance is +/- 0.05 m

ELECTRICAL SPECIFICATIONS

PARAMETER	RATING
Latching Type	non-latching
Control Type	I ² C and TTL
Vcc Voltage	12 VDC
Power Consumption	170 mW max.
Vcc Damage Threshold	15 VDC

Loose Tube

