

GP750 PROGRAMMABLE INSTRUMENT

GENERAL INFORMATION

DiCon's GP750 General Purpose Fiberoptic Platform offers a wide variety of fiber optic testing solutions. The GP750 enables the seamless integration and control of fiber optic switches, attenuators, tunable filters, couplers, and other components in a user-friendly programmable instrument. Featuring a completely modular design with ethernet, manual, GPIB and RS-232 interfaces, the GP750 offers easy integration with custom test systems and on-site upgradability.



FEATURES

- Completely modular design
- User-friendly front panel interface
- Easy installation of hot swappable, plug-and-play modules
- Separate power and control modules
- Up to 8 plug-in modules
- Front or rear plug-in module access
- Programmable keyboard macros
- GPIB, RS232 and ethernet control
- Remote maintenance & firmware upgrade

DiCon
FIBEROPTICS



光技術をサポートする
株式会社オプトサイエンス
<http://www.optoscience.com>

東京本社 〒160-0014 東京都新宿区内藤町1番地 内藤町ビルディング
TEL: 03 (3356) 1064 FAX: 03 (3356) 3466 E-mail: info@optoscience.com
大阪支店 〒532-0011 大阪市淀川区西中島7-7-2 新大阪ビル西館
TEL: 06 (6305) 2064 FAX: 06 (6305) 1030 E-mail: osk@optoscience.com
名古屋営業所 〒450-0002 名古屋市中村区名駅2-37-21 東海ソフトビル
TEL: 052 (569) 6064 FAX: 052 (569) 8064 E-mail: ngo@optoscience.com

GP750 PROGRAMMABLE INSTRUMENT

SYSTEM SPECIFICATIONS AND MECHANICAL DRAWINGS

ENVIRONMENTAL SPECIFICATIONS

PARAMETER	RATING
Operating Temp	0 to 50 °C
Storage Temp	-20 to 60 °C
Humidity	-40 C, 90% RH, 5 days

INTERFACE SPECIFICATIONS

PARAMETER	RATING
Control	Manual, GPIB, RS232, Ethernet
Display Type	TFT LCD
Display Size	72 x 52.6 mm
Display Resolution	640 x 480
Video Output	VGA

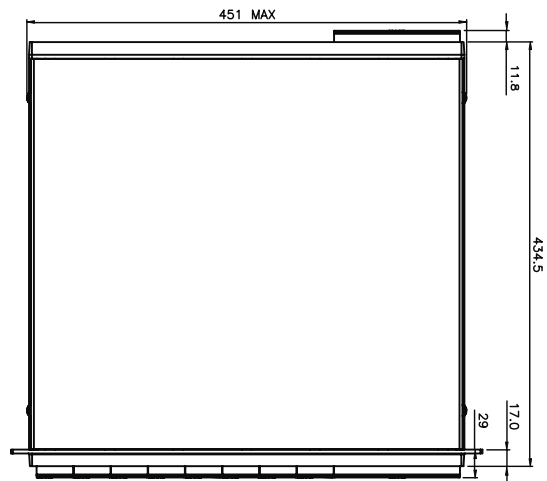
MECHANICAL DIMENSIONS

PARAMETER	RATING
Chassis Type	19" 4U Rackmount
Chassis Dimensions	483 x 178 x 458 mm
Plug-In Module Slots	8
Plug-In Module Access	Front or Rear

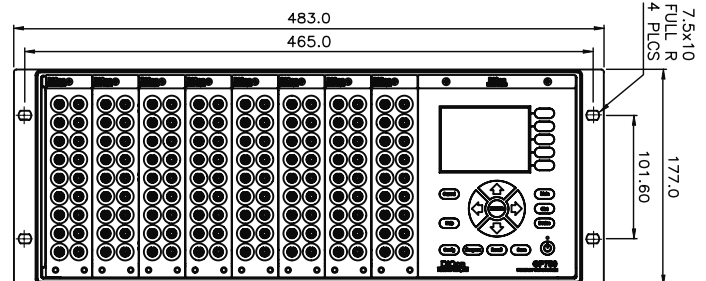
ELECTRICAL SPECIFICATIONS

PARAMETER	RATING
Input Power	250 VA max.
Input Voltage	90 - 264 VAC
External Fuse	2 A typ.
AC Input Leakage Current	3.5 mA max.

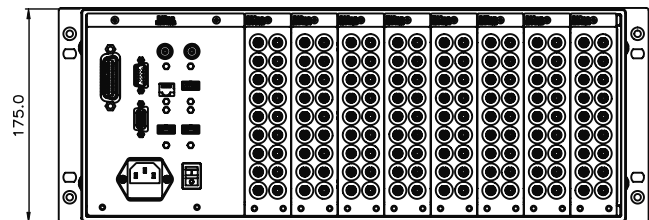
TOP VIEW



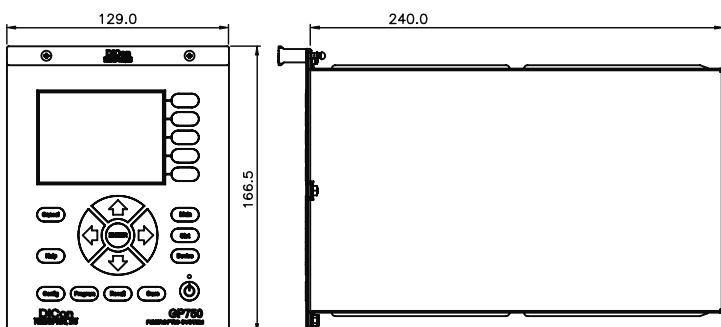
FRONT LOADING CHASSIS



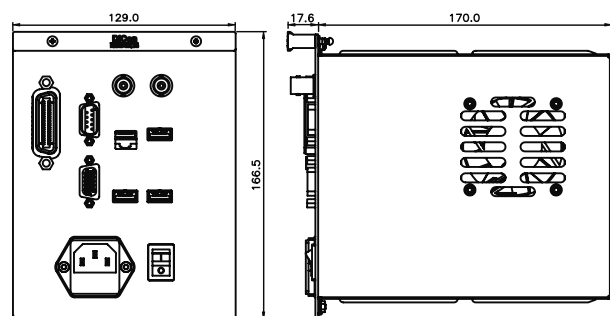
REAR LOADING CHASSIS



CONTROL MODULE



POWER MODULE



GP750 PROGRAMMABLE INSTRUMENT

ORDERING GUIDE

ORDERING INSTRUCTIONS

The GP750 includes a 4U chassis with front or rear optical plug-in module access, a control and a power module, and up to 8 optical plug-in modules.

Ordering Instructions

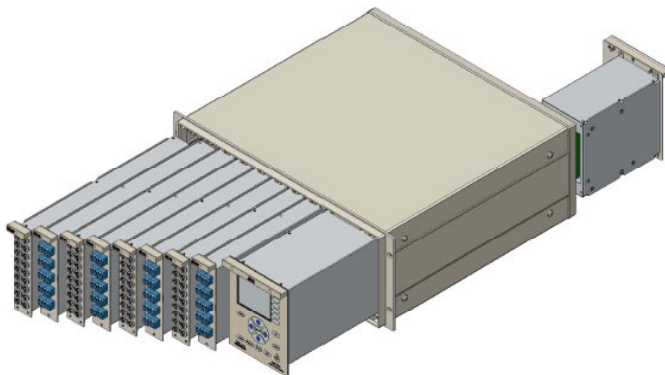
To order, please include:

- 1 GP750 Bare Chassis (Ex: GP750-4U-FRONT)
- 1 Control Module (Ex: GP750-4U-CTRL)
- 1 Power Module (Ex: GP750-4U-PWR)
- Up to 8 Optical Plug-In Modules

Sample Order

For a front loading GP750 system containing four 1x8 switches, one 8x8 matrix and four DPEs, order the following (see Plug-In Module data sheets for ordering information):

- Qty 1 GP750-4U-FRONT
- Qty 1 GP750-4U-CTRL
- Qty 1 GP750-4U-PWR
- Qty 2 GPM-1S-2/1x8-15-9-FC/APC
- Qty 1 GPX-1S-8x8-15-9-FC/APC
- Qty 1 GPE-1S-4/5-15-9-FC/APC



ORDERING INFORMATION

GP750 BARE CHASSIS

GP750 - 4U -

Product Code

GP750 GP750 System

Chassis Height

4U 4U Rackmount

Module Access

FRONT Front Loading Chassis
REAR Rear Loading Chassis

CONTROL MODULE

GP750 - 4U - CTRL

Product Code

GP750 GP750 System

Chassis Height

4U 4U Rackmount

Module Access

CTRL Control Module

POWER MODULE

GP750 - 4U - PWR

Product Code

GP750 GP750 System

Chassis Height

4U 4U Rackmount

Module Access

PWR Power Module